






Membership in AACE International helps your designated employees stay informed about the complexities of the total cost management profession - plus gain knowledge, find access to networks, and obtain resources to solve complex problems they might face within their department or projects.

By joining one of organizational membership programs, your designated employees will receive all the same membership benefits as regular AACE members - but you keep the savings and get the credit!

		
<p>An option for a business or company who want the benefits of regular membership for designated employees at a group discounted rate.</p>	<p>An option for public government entities or academic institutions who want the benefits of regular membership for designated employees at a group discounted rate.</p>	<p>An option for a business or company interested in additional benefits for designated employees, <b>plus</b> the opportunity to <i>build a customized membership program</i> tailored to their unique company needs.</p>
PROGRAM BASICS		
<ul style="list-style-type: none"> <li>• \$1,900.00 base rate for a minimum of 10 members (\$250.00 discount) - having fewer than 10 members does not change the base rate</li> </ul>	<ul style="list-style-type: none"> <li>• \$1,500.00 base rate for a minimum of 10 members (\$650.00 discount) -having fewer than 10 members does not change the base rate</li> </ul>	<ul style="list-style-type: none"> <li>• \$2,500.00 base rate for a minimum of 10 members - having fewer than 10 members does not change the base rate</li> </ul>
<ul style="list-style-type: none"> <li>• Additional members beyond 10 may be added to the roster a discounted rate of \$190.00 (\$25.00 discount)</li> </ul>	<ul style="list-style-type: none"> <li>• Additional members beyond 10 may be added to the roster at a discounted rate of \$150.00 each (\$65.00 discount)</li> </ul>	<ul style="list-style-type: none"> <li>• Additional members beyond 10 may be added to the roster for \$250.00 each</li> </ul>
<ul style="list-style-type: none"> <li>• Prorated quarterly rate for joining or adding additional members, later in the year</li> </ul>	<ul style="list-style-type: none"> <li>• Prorated quarterly rate for joining or adding additional members, later in the year</li> </ul>	<ul style="list-style-type: none"> <li>• Open enrollment January 1 through May 31 only; no changes after May 31</li> </ul>
<ul style="list-style-type: none"> <li>• A designated contact person responsible for authorizing payment and coordinating the organization's membership roster with our Membership Services Coordinator</li> </ul>	<ul style="list-style-type: none"> <li>• A designated contact person responsible for authorizing payment and coordinating the organization's membership roster with our Membership Services Coordinator</li> </ul>	<ul style="list-style-type: none"> <li>• A designated contact person responsible for authorizing payment and coordinating the organization's membership roster with our Membership Services Coordinator</li> </ul>

## ELIGIBILITY REQUIREMENTS

Open to all types of businesses or organizations



Open to Government & Academic Institutions



Government Institutions are defined as a national, international, regional, or local government entity, or publicly controlled or funded agency or enterprise that delivers public programs, goods, or services. Full-time government employees with a valid government issued email address are eligible.

Academic Institutions are defined as a non-profit or public 4-year university or 2-year college. Full- or part-time Professors and full-time faculty and staff with a valid University/college issued email address are eligible.

## MEMBERSHIP DUES

All memberships are based on a calendar year and will expire on December 31 when joining between January and September. As a convenience, members joining between October and December will receive membership for the current year and the next year. Public Member and Corporate Member offer prorated dues for those joining later in the year. Corporate Member Plus is open for enrollment from January through May - please review the dues table below for more information.

**(all dues are non-refundable)**

Membership Type	Full Fees	Fees are prorated by quarters if joining beyond the first quarter of the year		
	1st Quarter Jan-Mar	2nd Quarter Apr-Jun	3rd Quarter Jul-Sep	4th Quarter Oct-Dec*
Public Member	\$1,500.00	\$1,150.00	\$800.00	\$1,950.00*
Corporate Member	\$1,900.00	\$1,450.00	\$1,000.00	\$2,350.00*

\*13-15 month membership includes prorated rate for current year + renewal rate for next year (subject to change)

Open Enrollment

Membership Type	Jan 1 - May 31	Jun-Dec
Corporate Member Plus	\$2,500.00*	not available

## APPLICATION & MANAGEMENT

Applying for Organizational Membership is easy. Go to: <https://aacei.quickbase.com/db/brbiu2nmr> and select NEW APPLICATION and provide the required information. Once the application is processed you will be given an access code to review and manage your membership roster, contact person, and more. As always, AAACE Headquarters staff are available to assist you or answer any questions you may have. Contact us at [membership@aacei.org](mailto:membership@aacei.org) or 304-413-0144.

## MEMBERSHIP BENEFITS OVERVIEW

Membership Benefit	Organizational Membership		
	Public Member	Corporate Member	Corporate Member Plus
	\$1,500.00/yr.	\$1,900.00/yr.	\$2,500.00/yr.
Source Magazine	<input checked="" type="checkbox"/>	<input checked="" type="checkbox"/>	<input checked="" type="checkbox"/>
Cost Engineering Journal	<input checked="" type="checkbox"/>	<input checked="" type="checkbox"/>	<input checked="" type="checkbox"/>
Total Cost Management (TCM) Framework	<input checked="" type="checkbox"/>	<input checked="" type="checkbox"/>	<input checked="" type="checkbox"/>
Recommended Practices (RPs)	<input checked="" type="checkbox"/>	<input checked="" type="checkbox"/>	<input checked="" type="checkbox"/>
Virtual Library	<input checked="" type="checkbox"/>	<input checked="" type="checkbox"/>	<input checked="" type="checkbox"/>
Annual Salary Survey	<input checked="" type="checkbox"/>	<input checked="" type="checkbox"/>	<input checked="" type="checkbox"/>
Discounts: Certification	<input checked="" type="checkbox"/>	<input checked="" type="checkbox"/>	<input checked="" type="checkbox"/>
Discounts: Products	<input checked="" type="checkbox"/>	<input checked="" type="checkbox"/>	<input checked="" type="checkbox"/>
Discounts: Publications	<input checked="" type="checkbox"/>	<input checked="" type="checkbox"/>	<input checked="" type="checkbox"/>
Discounts: Seminars	<input checked="" type="checkbox"/>	<input checked="" type="checkbox"/>	<input checked="" type="checkbox"/>
Association Leadership Opportunities	<input checked="" type="checkbox"/>	<input checked="" type="checkbox"/>	<input checked="" type="checkbox"/>
Voting Privileges	<input checked="" type="checkbox"/>	<input checked="" type="checkbox"/>	<input checked="" type="checkbox"/>
Professional Practice Guides (PPGs)	<input checked="" type="checkbox"/>	<input checked="" type="checkbox"/>	<input checked="" type="checkbox"/>

For more information contact membership staff at [membership@aacei.org](mailto:membership@aacei.org) or 304-413-0144